

## HOT PLATES

ATHP-12-2 / ATHP-24-4 / ATHP-36-6



ATHP-12-2



ATHP-24-4




ATHP-36-6

### PRODUCT DESCRIPTION


- Durable stainless steel structure, corrosion-resistant
- Reasonable and simple structure, easy to manipulate
- Adjustable stainless steel legs
- Easy to clean and maintain
- Heavy duty burners, stable flame, and standby pilots
- Heavy duty cast iron grates for a strong bearing performance
- Independent manual controls to save the energy



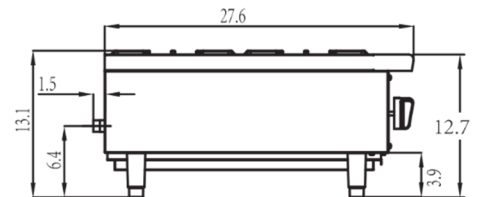
ATHP-12-2



ATHP-24-4



ATHP-36-6



### SPECIFICATIONS

Model	Burners and Control Method	Gas Type	Intake-tube pressures (in.W.C.)	Per BTU B.T.U./h	Total BTU B.T.U./h	Regulator	Net Weight (LBS)	Packing Dimension (inch)	Gross Weight (LBS)
ATHP-12-2	2 Burners Independent Manual Control	NG	4	25,000	50,000	4" w.c.	54	15 x 29.9 x 16.5	73.9
		LP	10	25,000	50,000	10" w.c.			
ATHP-24-4	4 Burners Independent Manual Control	NG	4	25,000	100,000	4" w.c.	94	26.8 x 29.9 x 16.5	124.6
		LP	10	25,000	100,000	10" w.c.			
ATHP-36-6	6 Burners Independent Manual Control	NG	4	25,000	150,000	4" w.c.	134	38.6 x 29.9 x 16.5	179.5
		LP	10	25,000	150,000	10" w.c.			