

SHOWCASE MERCHANDISER-FREEZER GLASS DOORS

MCF8710 / MCF8712



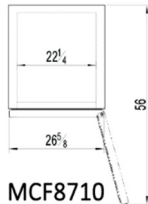
MCF8710



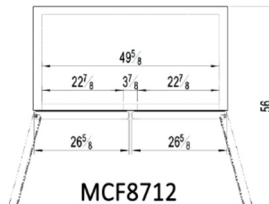
MCF8712

RODUCT DESCRIPTION

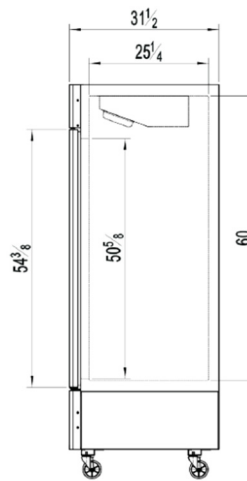
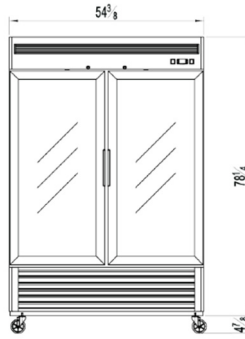
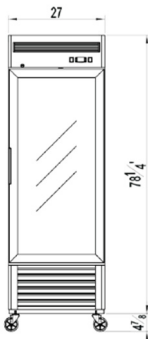
- Heavy duty double glazed glass doors
- White painted steel exterior and interior
- Stainless steel bottom interior
- Refrigeration system ventilated with fast cooling speed, automatic on-off interior lighting, and evaporator fan
- Self closing doors and locking doors
- Stainless steel door hinge
- Recessed door handles
- Rounded door edge
- Rounded interior corner
- CFC polyurethane insulation for the entire cabinet structure and solid door
- Locks fitted as standard
- Fitted castors
- Temperature control type digital



MCF8710



MCF8712



SPECIFICATIONS

Model	Doors	Cu.Ft	Shelves	Exterior Dimensions (W*D*H)	Packing Dimensions (W*D*H)	Castors	Gross Weight (LBS)	HP	Voltage	Amps	Refrigerant
MCF 8710	1	21	4	26.97 x 31.5 x 83.16	28.8 x 33.1 x 84.2	4 inch	345.4	1/2	115/60/1	7.5	R-404a
MCF 8712	2	47.1	8	54.41 x 31.5 x 83.16	56.2 x 33.1 x 84.2	4 inch	553.08	3/4	115/60/1	12	R-404a